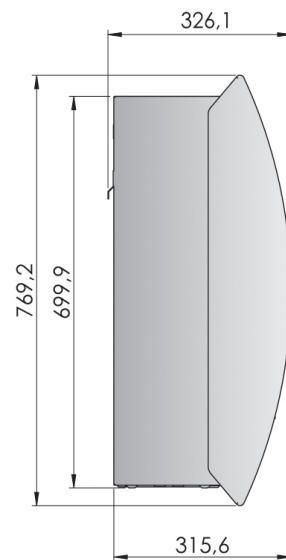
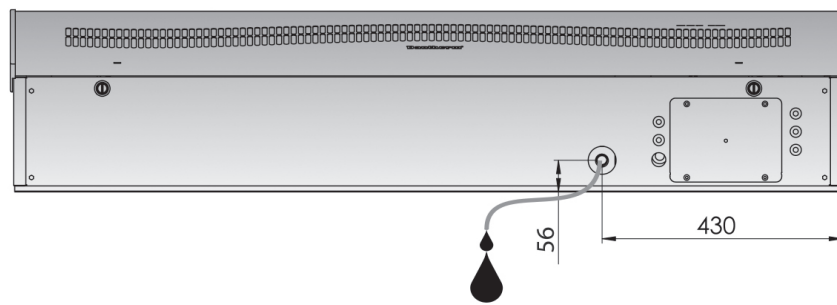
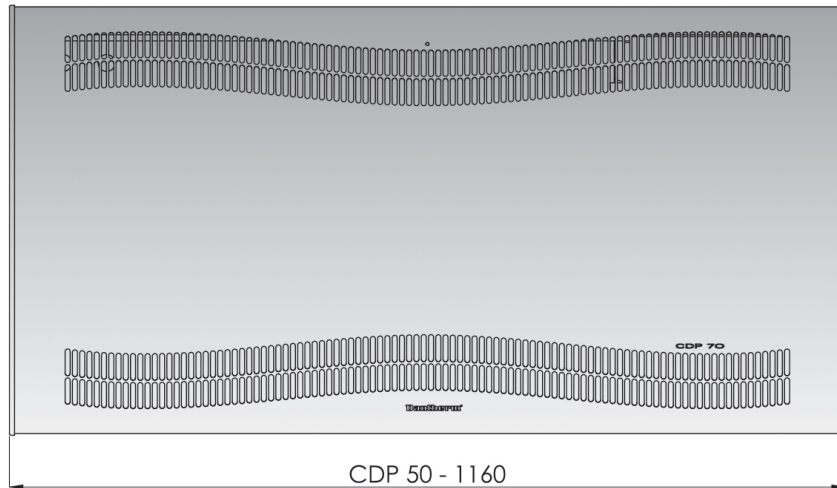
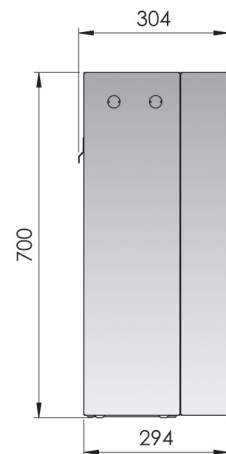
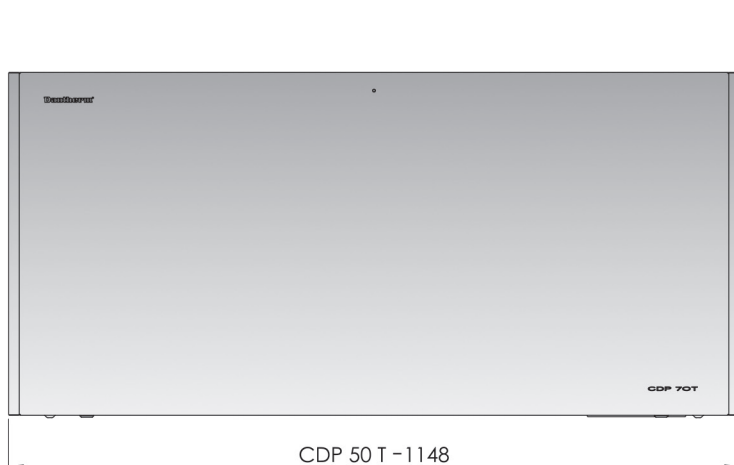
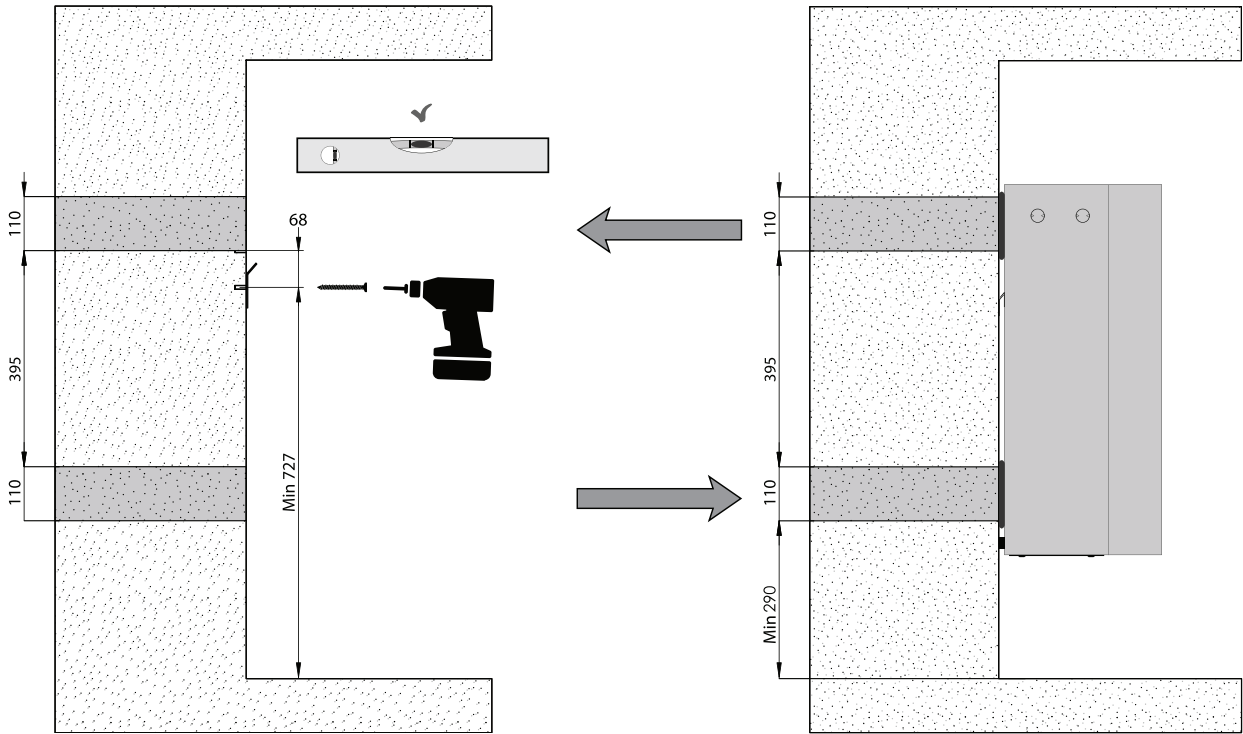
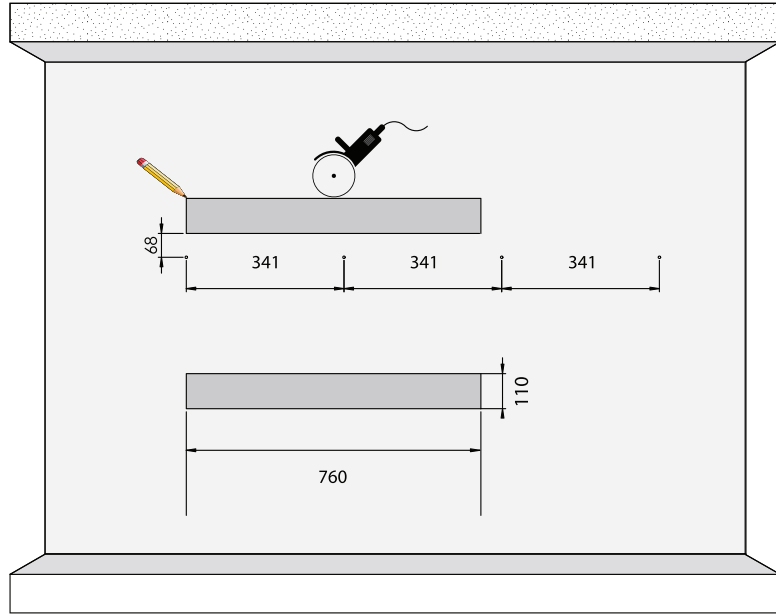


CDP 50 Plus Electric Heater Data Sheet

CDP 50 Wall mounted



CDP 50T Through the wall



CDP 50 Plus Electric Heater Specifications

Main Fan / Re-circulating	Model 50
Re-circulating air flow - nominal (m ³ /hr)	680
Dehumidification Duty (l/hr) @ 28°C/60% RH	
By heat pump	2.16

Heat To Air (kW)

Via Heat Pump @ 28°C/60% RH	2.53
Via LPHW @ 82°	N/A
Via Integral Electric Air Heater	3.5
Maximum Available Heat	4.53

Electrical & Sound Data

Nominal Power Consumed (kW)	5
Nominal Running current (Amp) 1ph	19.7
Fuse Required (Amp) 1ph	30
Noise Level @ 1m (dBA)*	47

*may differ for TTW models

Plumbing Requirements (where fitted)

LPHW (Boiler) Connections (mm)	N/A
LPHW (Boiler) Flow Rate (L/min)	N/A
Condensate drain (")	3/4"

Recommended Boiler output (kW)*

N/A

*only applicable with LPHW air heater option

Refrigerant charge

R407C

LPHW = Low Pressure Hot Water

TTW = Through The Wall (models)

📞 01993 777200 ✉ info@certikin.co.uk

www.certikin.co.uk

Certikin
FLUIDRA